



Population. 2000			
	Region of Madrid	Spain	EU 15
Total population	5,205,408	40,499,791	376,461,772
Men	2,501,285	19,821,384	183,958,024
Women	2,704,123	20,678,407	192,503,748
Birth rate	11.2	10.0	10.6 <sub>p (1)</sub>
Average number of children for woman	1.33	..	1.53 <sub>e</sub>
Vegetative growth	18,736	37,241	261,400
Death rate	7.3	9.0	9.7 <sub>e</sub>
Infant mortality rate	4.1	4.4	4.9 <sub>e</sub>
Life expectancy			
Men	76.4	..	..
Women	83.4	..	..
Marriage rate	5.90	5.42	5.10 <sub>p (1)</sub>
Average age			
Husband	31.48	30.94	..
Wife	29.58	28.70	..

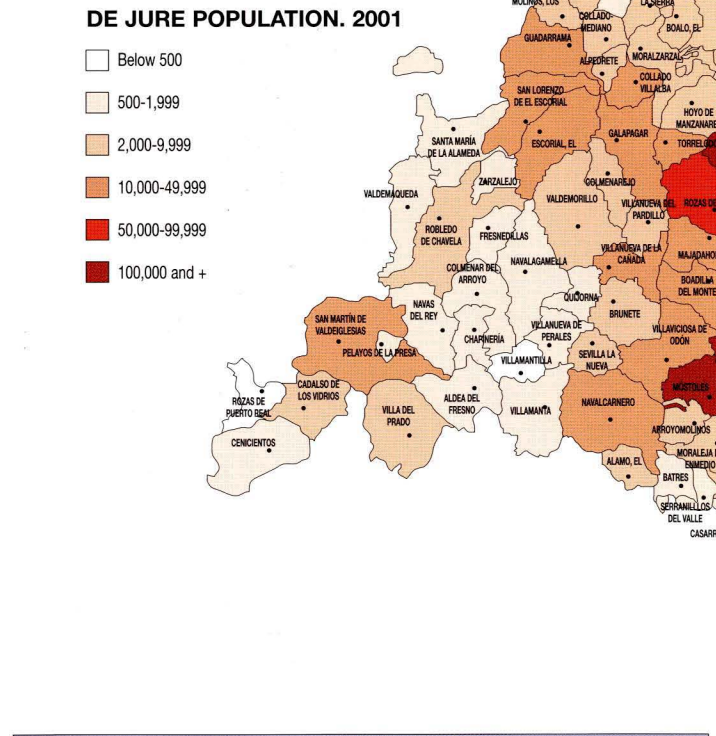
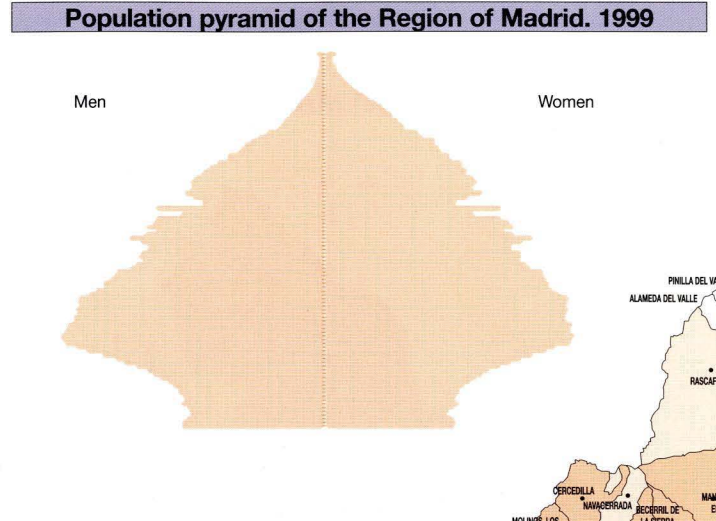
(1) Data referred to 1999

Labour force. 2001					
Annual average	Region of Madrid			Spain	EU 15 (2000)
	Total	Men	Women		
Working population (000)	2,434.9	1,433.3	1,001.6	17,814.6	164,739.0
Employed (000)	2,258.8	1,359.3	899.5	15,945.6	150,512.0
Agriculture (%)	0.8	1.0	0.4	6.4	4.3
Industry (%)	15.7	19.7	9.6	19.9	21.0
Construction (%)	9.2	14.1	1.9	11.6	7.8
Services (%)	74.3	65.2	88.1	62.1	66.5
No answer (%)	0.0	0.0	0.0	0.0	0.4
Unemployed (000)	176.0	74.0	102.0	1,869.1	14,447.0
Activity rate	55.6	68.7	43.7	52.9	56.0
Unemployment rate	7.3	5.2	10.2	10.5	8.4
Employment rate	51.6	65.2	39.2	47.3	51.3

Education. Academic year 2000-01			
	Students	Teachers	Establishments
Pre-school/Nursery education	162,424	27,110	1,561
Primary education (1)	311,371	-	1,169
Secondary education	355,722	22,869	1,572
Special education	4,275	1,020	64

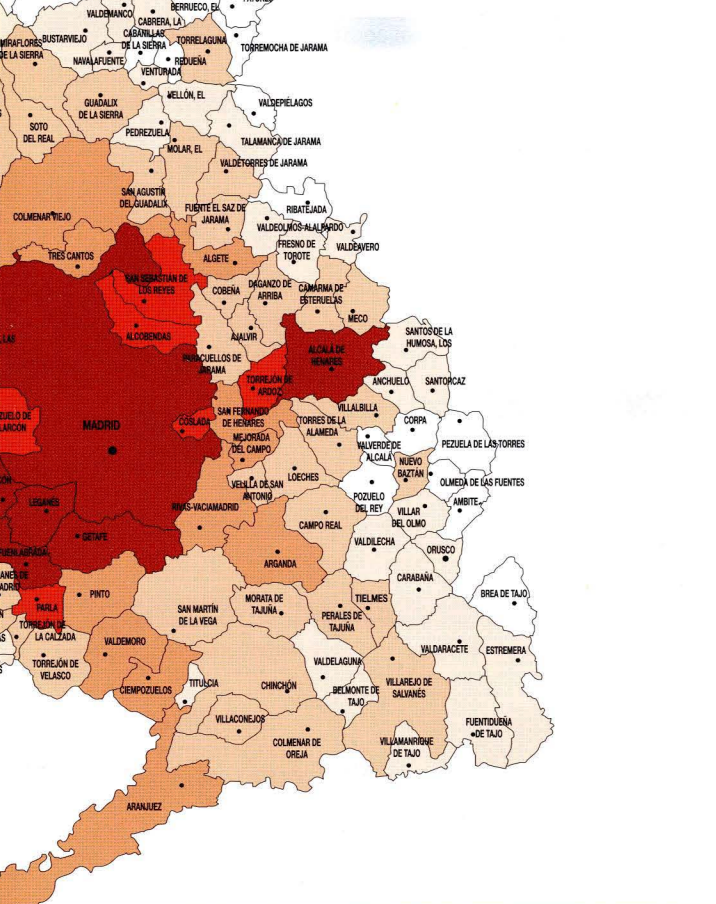
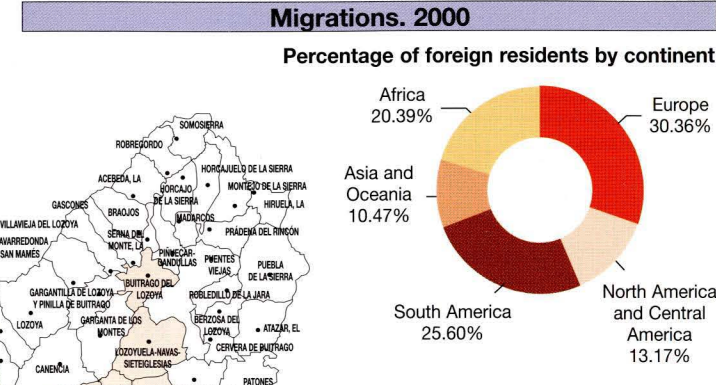
(1): Teachers are included in Pre-school/Nursery education

Health. 2000		
Per 1,000 inhabitants	Region of Madrid	Spain (1999)
Physicians	5.6	4.4
Odontologists and stomatologists	0.7	0.4
Veterinarians	0.5	0.5
Beds	3.55 <sub>(p)</sub>	..
Transplant	0.2	-
Number of deaths by major causes		
Tumours	11,209	94,566
Circulatory system	11,604	131,774
Respiratory system	4,656	45,194
Digestive system	2,190	18,972
Other causes	8,178	80,596



Economic data. 2001 (e)	
Macro-economic indicators. Region of Madrid (000 euros)	
Production at basic prices	170,950,855
Net taxes on products	8,695,690
Intermediate consumption at purchase prices	75,559,530
Gross added value at basic prices	95,391,325
Other net taxes on production	-384,972
Gross added value at factor cost	95,776,297
Wages and salaries	53,470,207
Gross operating surplus	42,306,090
Employed (1)	2,235
Employees (1)	1,887
Gross domestic product at market prices (GDP)	104,087,015

(1) 000 people



Housing. 1999		
	Region of Madrid	Spain (1)
Buildings used for dwelling purposes	16,980	130,743
1 dwelling	14,657	109,295
2 dwellings	756	4,486
3 or more dwellings	1,567	16,962
Dwellings to be constructed	48,385	391,122
Average number of dwellings per building	2.8	3.0
Buildings with parking	12,420	79,704
Parking spaces per garage	49,376	349,256
Parking spaces per dwelling	1.0	0.9
Usable surface area/non-usable surface area (%)	63.4	57.7

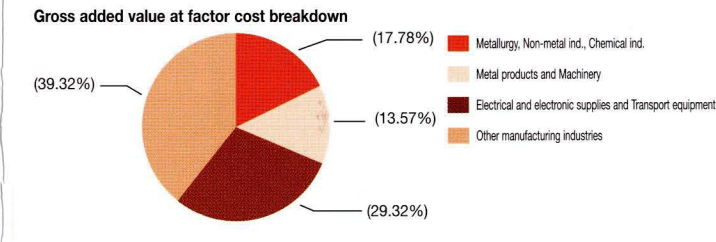
(1): Does not include information on the Basque country

Transports and communications. 2000	
Infrastructures	
Road network (Km)	3,142
Highways, motorways and dual carriageways (Km)	684
Total network per 1,000 inhabitants	0.61
Trucks per 1,000 inhabitants	82
Cars per 1,000 inhabitants	536
Taxis per 1,000 inhabitants	3
Transportation for travelers (thousands)	
Road	266,000 (1)
Rail (RENFE)	12,556
Air	
Domestic	16,512
International	15,432
Telephone lines installed (000)	2,651
ISDN access	
Installed	143,408
In service	120,957

(1): Data referred to 1997

Agricultural sector. 1998		
	Region of Madrid	Spain
Principal arable crops (000 tonnes)		
Barley	134.1	10,895.3
Corn	106.9	4,349.1
Alfalfa	90.5	13,098.5
Lettuce	52.1	1,018.5
New wine (000 Hl.)	211.5	30,224.3
Livestock population (000 heads)		
Cattle	85	6,065
Sheep	196	23,751
Pig	63	21,784
Goat	28	2,725
Milk production (millions of liters)		
Cow's milk	82	5,913
Sheep's milk	8	342

Industry. 2000 (a)	
Establishment sectors	23,347
Employees (annual average)	291,337
Production ex works (without VAT) (Euros)	43,530,508.84
Cow's milk (Euros)	8,577,316.89
Gross added value at factor cost (Euros)	14,033,075.14



Tourism. 2001			
	Region of Madrid	Spain	EU 15 (1999)
Establishments			
Hotels	189	6,215	198,492
Hostals	1,072	10,072	- (2)
Camping	812	7,025	22,349
Bed places			
Hotels	43,169	1,061,426	9,520,911
Hostals	21,258	254,271	- (2)
Camping	19,559	739,985	8,826,507
Number of visitors (000) (1)			
Spaniards	3,020.6	32,187.2	279,429.3
Foreigners	2,760.5	27,205.4	166,107.6
Overnight stays (000) (1)			
Spaniards	6,369.5	83,350.1	661,648.2
Foreigners	6,285.9	143,929.5	572,262.0

(1): In hotels

(2): Include in hotels