

Population. 2005

	Region of Madrid	Spain	EU 25 (2004)
Total population	5,964,143	44,108,530	458,972.8 ⁽²⁾
Men	2,888,049	21,780,869	223,753.3 ⁽²⁾
Women	3,076,094	22,327,661	235,219.5 ⁽²⁾
Birth rate	11.73	10.73 ^P	10.5
Average number of children per woman	1.33	1.30 ^P	..
Vegetative growth	6,324	78,597 ^P	475,400
Death rate	6.9	8.9 ^P	9.5
Infant mortality rate	4.0	4.1 ^P	..
Life expectancy			
Men	78.26	75.3 ⁽¹⁾	..
Women	84.89	82.2 ⁽¹⁾	..
Marriage rate	5.14	4.82 ^P	..
Average age			
Husband	32.77	33.01 ⁽²⁾	..
Wife	30.84	30.19 ⁽²⁾	..

(1) Data refer to 1998.
(2) 000 people.
(3) Data refer to 2004.

Labour force. 2004

	Region of Madrid			Spain
	Total	Men	Women	
Annual average				
Working population (000)	2,900.2	1,649.7	1,250.5	19,190.3
Employed (000)	2,705.6	1,559.1	1,146.4	17,116.6
Agriculture (%)	0.8	1.3	0.0	5.3
Industry (%)	13.8	17.5	8.6	18.1
Construction (%)	10.9	17.6	1.7	12.0
Services (%)	74.5	63.5	89.5	64.6
Unemployed (000)	194.6	90.5	104.1	2,073.8
Activity rate	60.1	71.3	49.8	55.8
Unemployment rate	6.7	5.5	8.3	10.8
Employment rate	54.2	65.8	43.6	49.7

Education. Academic year 2004-05

	Students	Teachers	Establishments
Pre-school/Nursery education	221,690	37,555	2,072
Primary education ⁽¹⁾	323,588	-	-
Secondary education	237,964	33,247	744
Special education	4,074	1,088	65

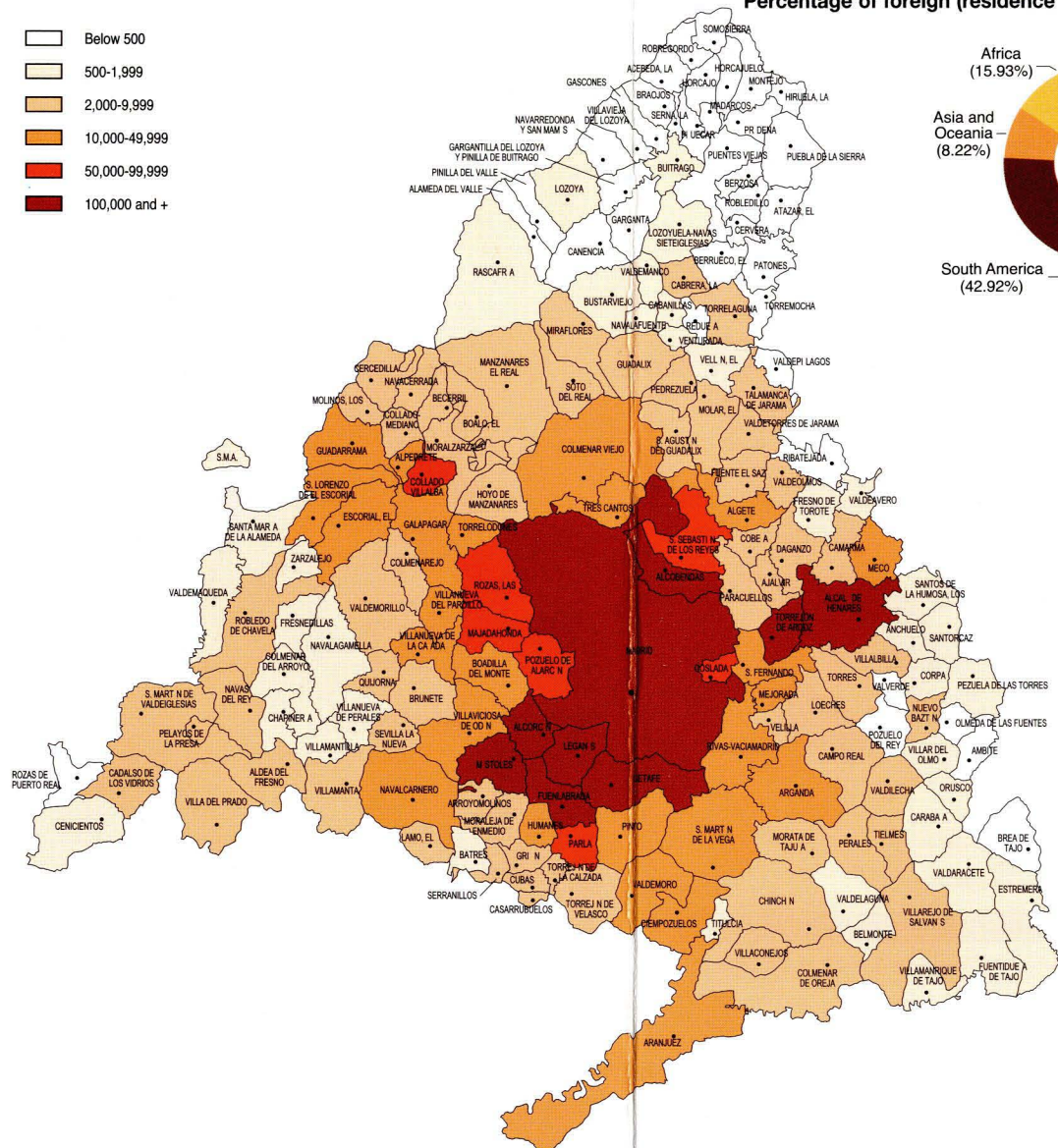

(1) Teachers are included in Pre-school/Nursery education.

Health. 2004

Per 1.000 inhabitants	Region of Madrid	Spain	EU 25 (2002)
Doctors	5.5	4.5	..
Dentists	0.8	0.5	..
Veterinary Doctors	0.4	0.6	..
Hospital Beds	3.08	3.45 ⁽¹⁾	6.39
Transplant	0.2	-	0.03 ⁽²⁾
Number of deaths by major causes			
Tumours	11,434	100,485	1,162,521 ⁽³⁾
Blood system	12,131	123,867	1,855,247 ⁽³⁾
Respiratory system	5,293	39,149	324,293 ⁽³⁾
Digestive system	2,182	19,357	200,868 ⁽³⁾
Other causes	9,248	89,076	877,592 ⁽³⁾

(1) Data refer to 2003.
(2) Data refer to UE 15.
(3) Data refer to 2001.

Official population (with registered residence). 2005



Economic data. 2004 (a)

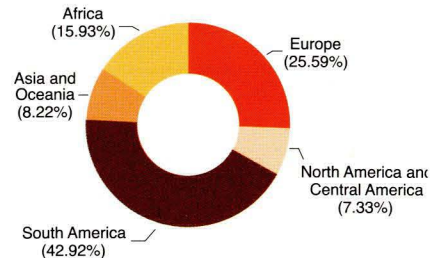
Macro-economic indicators (000 euros)

Production at basic prices	284,644,659
Net taxes on products	16,128,078
Intermediate consumption at purchase prices	147,906,199
Gross added value at basic prices	136,738,460
Other net taxes on production	225,779
Gross added value at factor cost	136,512,681
Wages and salaries	83,520,318
Gross operating surplus	52,992,363
Employed ⁽¹⁾	
Total	2,977,051
Wage earner	2,655,234
Total (Full-time equivalent)	2,794,212
Wage earner (Full-time equivalent)	2,435,270
Gross domestic product at market prices (GDP)	152,866,538

(1) Jobs.

Migrations. 2004

Percentage of foreign (residence permit) by continent



Housing. 2004

Building projects	Region of Madrid	Spain
Number of dwellings	71,399	739,658
New build	67,137	687,051
In residential buildings	66,966	684,978
Houses	14,665	186,728
Apartment blocks	52,301	498,250
In other buildings	171	2,073
Extensions	505	10,084
Restorations/conversions	3,757	42,523

Transports and communications. 2005

Infrastructures		
Road network (Km)	3,404	
Highways, motorways and dual carriageways (Km)	909	
Total network per 1,000 inhabitants	0.57	
Trucks per 1,000 inhabitants	93	
Cars per 1,000 inhabitants	518	
Taxis per 1,000 inhabitants	3	
Transportation for travelers (thousands)		
Rail (RENFE)	14,291	
Domestic	19,032	
International	20,938	
Postal items (million)		
Sent from Madrid	2,348	
Received in Madrid	1,062	
Giros (thousands)		
Purchased	1,862.4	
Cashed-in	1,410.9	

Agricultural sector. 2003

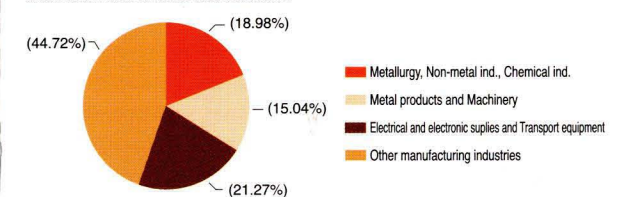
	Region of Madrid	Spain
Principal arable crops (000 tonnes)		
Barley	103.1	8,693.8
Corn	134.2	4,355.0
Alfalfa	72.5	12,016.2
Lettuce	22.1	1,044.7
New wine (000 Hl)	642.2	41,870.3
Livestock population (000 heads)		
Cattle	86	6,653
Sheep	156	22,672
Pig	16	24,895
Goat	25	2,833
Milk production (millions of liters)		
Cow's milk	88	6,443
Sheep's milk	23	411

Industry. 2004

Industrial sector main figures

Establishments	22,743
Employees (annual average)	302,547
Operating income (000 euros)	52,258,854 (a)
Staff costs (000 euros)	9,560,168 (a)
Gross added value at factor cost (000 euros)	14,465,902 (a)

Gross added value at factor cost breakdown



Tourism. 2004

	Region of Madrid	Spain	EU (15)
Establishments			
Hotels	321	7,975	201,066
Hostals	913	9,632	- ⁽²⁾
Camping	23	1,250	25,124 ⁽³⁾
Beds/spaces			
Hotels	66,590	1,331,043	10,783,463
Hostals	20,034	247,586	- ⁽²⁾
Camping	19,516	778,976	8,287,172 ⁽³⁾
Number of visitors (000) ⁽¹⁾			
Spaniards	3,840.2	39,211.4	309,128.1 ⁽⁴⁾
Foreigners	2,638.4	27,619.9	171,564.7 ⁽⁴⁾
Overnight stays (000) ⁽¹⁾			
Spaniards	7,518.5	100,143.5	755,185.8
Foreigners	5,930.4	134,653.6	630,489.5

(1) In hotels.
(2) Include in hotels.
(3) Data refer to UE 15.
(4) Data refer to 2002.
(5) Data refer to 2001.